



ATLAS DVR/PVR 5-DEVICE




FEATURES AND FUNCTIONS

Key Charts

| Key | Function |
|---|------------------------|
|  | SETUP |
|  | PWR POWER |
| | AUX, DVD, AUD, TV, CBL |
| | GUIDE |
| | SETTINGS |
| | INFO |
| | DAY+ (DAY-) |
| | OK/SELECT |
| | PAGE+ (PAGE-) |
| | EXIT |
| | A, B, or C |
| | VOL+ (VOL-) |

| Key | Function |
|-----|----------|
|-----|----------|

| | |
|---|-----|
|  | FAV |
|---|-----|

| | |
|---|------------|
|  | CH+ (CH-) |
|---|------------|

| | |
|--|------|
| | MUTE |
|--|------|

| | |
|--|------|
| | LAST |
|--|------|

| | |
|--|---|
| | “ |
|--|---|

| | |
|--|------|
| | LIST |
|--|------|

| | |
|--|------|
| | LIVE |
|--|------|

| | |
|--|-----------------------------|
| | FFWD, STOP, PAUSE, REC, CBL |
|--|-----------------------------|

| | |
|--|----------|
| | (1-9, 0) |
|--|----------|

| | |
|--|---------|
| | HD/ZOOM |
|--|---------|

| | |
|--|------------|
| | PIP ON-OFF |
| | PIP SWAP |

PIP MOVE
 PIP CH+ (CH-)

CBL VIDEO SOURCE
 VIDEO SOURCE
 VIDEO
 SOURCE

Device Table

NOTE:

«
 «
 10.
 5-

Device Key

INSTALLING BATTERIES

1. a

DVD Code

AUD Code

CBL Code

TV Code

PROGRAMMING TV/VCR COMBO CONTROL

1. Press **AUX** / **1** to enter the AUX menu.

2. Press **AUX** / **1** to enter the AUX menu.

3. Press **AUX** / **1** to enter the AUX menu.

4. Press **AUX** / **1** to enter the AUX menu.

5. Press **AUX** / **1** to enter the AUX menu.

6. Press **AUX** / **1** to enter the AUX menu.

7. Press **AUX** / **1** to enter the AUX menu.

8. Press **AUX** / **1** to enter the AUX menu.

9. Press **AUX** / **1** to enter the AUX menu.

10. Press **AUX** / **1** to enter the AUX menu.

NOTE: Press **AUX** / **1** to enter the AUX menu.

Press **AUX** / **1** to enter the AUX menu.

Press **AUX** / **1** to enter the AUX menu.

Press **AUX** / **1** to enter the AUX menu.

Press **AUX** / **1** to enter the AUX menu.

Press **AUX** / **1** to enter the AUX menu.

Press **AUX** / **1** to enter the AUX menu.

Press **AUX** / **1** to enter the AUX menu.

Press **AUX** / **1** to enter the AUX menu.

Press **AUX** / **1** to enter the AUX menu.

... a (" a | a 1 . 1 -
| a | a |).

5. ... , 1 | a 1 .
1 1

SETUP TV

(AUX, DVD, AUD, CBL)

CHECKING THE CODES

TV SETUP

9 9 0. TV

NOTE:

10. 1 1 1 0, 2 1 1, 3 1 1, 4 1 1, 5 1 1

5. (AUX, DVD, AUD, CBL)

USING LEARNING

TV SETUP

Deleting All Learned Keys in a Specific Mode

NOTE:

1. Press **SETUP**.



9

7

6

Press **AUX** (i.e., AUX, DVD, AUD, TV, CBL).



Press **SETUP**.



PROGRAMMING CHANNEL CONTROL LOCK

Press **LAST**, **0**, **CH+**, **CH-**, **ENTER**, **TV**, **VCR**.

*NOTE: Press **AUD**.

Unlocking Channel Control

1. Press **CBL**, **SETUP**.

CBL

SETUP

Press **9 7 3**, **CBL**.

Press **CH-**, **CBL**.

1

Press **0**, **CH+**, **CH-**, **ENTER**.

1. Press the **LOCK** key (marked with a padlock icon) on the remote control.

CHANGING VOLUME LOCK

1. Press the **VOLUME UP** key (marked with a speaker icon) on the remote control.

(. . ., CBL), VOL+, VOL-, MUTE, 1

Unlocking All Volume Control (Global Volume Unlock)

NOTE: 1 1 1 a 1 a 1 -
1 .

Locking Volume Control To One Mode (Global Volume Lock)

NOTE: 1 a 1 , a a 1
1 a 1 . 1 . AUD ,
1 a 1 1 ' -
CBL (1. ., AUX, DVD, TV,

USING THE MASTER POWER KEY

NOTE: MASTER POWER (PWR) CBL
MASTER POWER (PWR)

Programming the Master Power Key

5.

Using the Master Power Key

RE-ASSIGNING DEVICE KEYS

1 a / a 5- 1 1 a 1

NOTE:

1 a 1 a 1 a

PROBLEM: $a^1 \cdot 1 \cdot 1 \cdot \dots \cdot a^1$

SOLUTION: $a^1 \cdot a^1 \cdot a^1 \cdot 1 \cdot 1 \cdot a^1 \cdot a^1 \cdot a^1$
 $1 \cdot 1 \cdot 15 \cdot 1 \cdot 1 \cdot 1 \cdot 1$

PROBLEM: $a^1 \cdot 1 \cdot a^1 \cdot a^1 \cdot 1$

SOLUTION: $a^1 \cdot 1 \cdot a^1 \cdot 1 \cdot a^1 \cdot 1 \cdot a^1$
 $a^1 \cdot 1 \cdot a^1$

PROBLEM: /

SOLUTION:

ÍNDICE DE MATERIAS

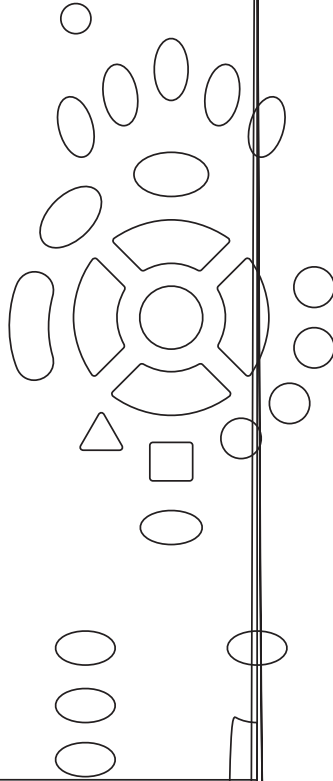
| | |
|--|----|
| Introducción | 26 |
| Características y Funciones. | 27 |
| Funciones de las Teclas | 28 |
| Tabla de Dispositivos | 30 |
| Instalación de las Baterías. | 31 |
| Programación de un Dispositivo (Aparato) | 32 |
| Programación de un Aparato Combinado TV/DVD o Videograbadora | 34 |
| Búsqueda de su Código | 35 |
| Verificación de los Códigos | 26 |
| Uso de la Función Aprendizaje | 37 |
| Precauciones sobre la Función Aprendizaje | 37 |
| Programación de una Tecla de Aprendizaje | 37 |
| Borrar Función de una Sola Tecla Aprendida | 39 |
| Borrar Función de Todas las Teclas Aprendidas en un modo Específico | 39 |
| Programación del Bloqueo De Control de Canales | 40 |
| Desbloqueo del Control del Canales | 40 |
| Bloqueo del Control de Canales al Modo CBL | 40 |
| Cambio del Bloqueo del Volumen. | 41 |
| Desbloqueo del Control de Volumen para un Solo Dispositivo (Desbloqueo Individual de Volumen). | 41 |
| Desbloqueo de Todo el Control de Volumen (Desbloqueo Global de Volumen). | 42 |
| Bloqueo del Control de Volumen a un modo (Bloqueo Global de Volumen) | 42 |
| Programación del Bloqueo del ID | 43 |
| Programación de las Teclas "Tune-In" para Canales Específicos | 43 |
| Programación de una Tecla "Tune-In" | 44 |
| Borrar una Tecla "Tune-In" | 44 |
| El Uso del Encendido Maestro | 45 |
| Programación la Tecla de Encendido Maestro | 45 |
| El Uso de la Tecla de Encendido Maestro | 46 |
| Borrar la Tecla de Encendido Maestro. | 46 |
| Reasignación de las Teclas de Dispositivos. | 46 |
| Remoción de Toda la Programación al Gusto | 47 |
| Localización de Fallas | 48 |
| Aviso de la FCC | 49 |
| Manufacturer's Codes (Códigos del Fabricante) | 51 |
| Códigos de Configuración para Amplificadores de Audio | 51 |
| Códigos de Configuración para Amplificadores de Audio/Sintonizadores. | 52 |
| Códigos de Configuración para Componentes Variados de Audio). | 55 |
| Códigos de Configuración para Cajas/Convertidores de Cable. | 55 |
| Códigos de Configuración para Reproductores DVD. | 56 |
| Códigos de Configuración para PVRs (Grabadores Personales en Disco Duro) | 59 |
| Códigos de Configuración para Receptores de Satélite | 60 |
| Códigos de Configuración para Televisores | 61 |
| Códigos de Configuración para Videograbadoras. | 66 |
| Códigos de Configuración para Accesorios de Vídeo | 70 |

INTRODUCCIÓN

1^a / 5- 1^a 11 1^a 1^a 1^a 1^a

CARACTERÍSTICAS Y FUNCIONES

ii a a a a a a a a a a a a
a a a a a a a a a a a a a a a a
a a a a a a a a a a a a a a a a
a a a a a a a a a a a a a a a a
a a a a a a a a a a a a a a a a



VOL+ (VOL-)

FAV ()




Tabla de Dispositivos

NOTA:

Fragment of text containing various characters and symbols, including 'a', '1', '10', '16', '5-', and '11', possibly representing a table or list of devices.

INSTALACIÓN DE LAS BATERÍAS

1. a a a a
a i a (i a a a a
a i) a a a a
a a () a i a a a a a
a i a a a a a a a a

NOTA:

1. a á ó 1. a 1. a , a 1. a 1. a
1. a 1. a , a 1. a 1. a 1. a
ó 1. a á . a .
1. SETUP . a a a a

a a a a ó 1. 1. a 1. a ,
a 1. a a a 1. a 5, 1. a 1. a 1. a ,
1. a a (. . . , AUX, DVD, AUD, CBL) a a
1. 1. a á . a .

VERIFICACIÓN DE LOS CÓDIGOS

1. 1. ó a / 5- 1. a 1. a
1. a " a 1. a 1. a
a 1. a 1. a 5, a a 1. a a ó 1. a
1. a 1. a 1. a á ó 1. a
1. a a 1. a á ó 1. a a
1.

5. a a 1. a 1. a ó 1. 1. a 1. a ,
a 1. a a a 1. a , AUX, DVD, AUD, a

a a a a / a 5- 1 1 1 a
a a a a a a a a a a

SOLUCIÓN: CBL. ó 1.
0476 (á í).

PROBLEMA: Búsqueda de su Código

SOLUCIÓN: Búsqueda de su Código
SETUP
9 9 2.

PROBLEMA:

SOLUCIÓN:
TV VCR.
TV 0000 VCR 0032.
TV 0093 VCR 0048.

AVISO DE LA FCC

15

MANUFACTURER'S CODES (CÓDIGOS DEL FABRICANTE)

Setup Codes for Audio Amplifiers Códigos de Configuración para Amplificadores de Audio

| | |
|---------|----------|
| ..a | 0 |
| .. | 0 5 |
| | 1100,05 |
| 1 a | 0 0 |
| ..a | 00 |
| a | 0 5 |
| a | 0 |
| ..1 a | 0 |
| ..1 | 0011 |
| 1 a | 05 |
| | 0 |
| a | 0 |
| 1 a | 01 0 |
| a | 1 1, 1 |
| ..a | 0011 |
| ..1 a | 0 00 |
| | 01 0 |
| 1 1 a | 00 5 |
| ..a a | 15 1 |
| a | 0 |
| | 0 0 |
| | 00 |
| ..a | 0 5 |
| a | 00 1 |
| ..1 | 0 |
| a a / a | 0 ,010 |
| | 0 1 |
| | 0 5 |
| 1 | 0 5 |
| .. | 1 |
| ..a | 0 |
| | 15 1 |
| 1 | 0 |
| ..1 | 1 0 |
| ..a | 01 5 |
| a a | 0 |
| a a | 0 ,0 1,0 |
| a 1 | 1 |
| | 0 51 |
| | 00 1 |
| 1 ..a | 0 |

| | |
|--|---------------------|
| 1 ^a | 0 5 |
| 1 ^a | 0 |
| 1 ^a 1 1 | 0 1 |
| | 0 |
| 1 | 0 5,0 00 |
| 1 ^a 1 | 0 0 ,05 1 |
| 1 ^a 1 | 0 |
| 1 ^a 1 ^a | 0 |
| 1 1 | 0 ,0 |
| 1 | 0 00,00 1 |
| 1 | 0 ,0 |
| | 0 00 |
| 1 ^a 1 1 | 0 5 |
| | 0 |
| 1 ^a 1 | 0 1 |
| | 0 |
| | 0 ,0 0,0 15 |
| 1 | 00 ,0 1 1 |
| 1 | 05 1,0 0 |
| | 00 1 |
| 1 | 0 0 ,05 1 |
| | 0 |
| 1 | 0 1 |
| 1 ^a | 00 ,00 1 ,0 1 1 |
| 1 ^a 1 ^a 1 ^a | 0 5 ,0 1 ,0 1 ,05 0 |

Setup Codes for Audio Amp/Tuners
Códigos de Configuración para Amplificadores de
Audio/Sintonizadores

| | |
|------------------|-----------------------------------|
| | 05 1 |
| | 0 1 |
| 1 ^a | 1 05,0 15 ,0 1 ,0 1 1,0 05,1 ,1 , |
| | 1 1 |
| 1 ^a | 1 55,0 ,00 ,15 1 |
| | 1 0 |
| | 10 |
| 1 1 ^a | 15 |
| | 15 |
| 1 ^a | 1 0 ,10 |
| 1 1 ^a | 1 0,1 5 |
| 1 ^a | 1 1 0 |
| 1 1 | 1 1 |
| 1 | 1 0 |
| | 1 ,0 ,1 5 |
| 1 ^a 1 | 1 0 |
| 1 ^a 1 | 05 1 |
| 1 ^a | 1 1 ,0 1 ,00 ,000 ,0 0 |
| 1 ^a 1 | 0 1 5 |

| | |
|-----------------------------|-------------------------------------|
| β_1 | 01 5 |
| β_1 | 1 5 |
| | 1 , 1 |
| β | 11 |
| 1 1 | 1 0 |
| β^a | 00 0 |
| β^a | 1 50 |
| | 1 |
| | 1 0,000 , 11 , 0 1,0 |
| | 0 |
| 1 | 00 , 1 01,0 0,0 1 |
| $\beta^a \beta^a$ | 0 , 0 |
| $\beta^a \beta^a$ | 151 |
| | 1 |
| 1 | 15 |
| $\beta^a \beta^a / \beta^a$ | 0110,01 , 0 1 |
| $\beta^a \beta^a$ | 11 1 |
| 1 β^a 1 | 1 , 1 01 |
| 11 β^a | 1 |
| | 00 |
| β^a | 1 , 01 5 |
| | 0110, 1 0 |
| | 00 , 1 , 1 5, 1 |
| | 1 1 , 15 0, 15 , 00 , 00 , 0 , 05 , |
| | 01 , 0 1 , 105 , 00 , 0 1 , 1051 |
| | 1 0, 1 , 1 1 |
| | 1 , 0 |
| β^a 1 | 1 |
| | 1 |
| 1 | 10 |
| | 1 |
| 1 | 01 |
| 1 . 1 1 | 1 |
| | 01 5 |
| | 01 1 |
| $\beta^a \beta^a$ | 11 , 1 , 01 , 05 1, 151 , 01 , 0 1, |
| | 01 5 |
| $\beta^a \beta^a$ | 11 , 1 , 00 , 01 , 1 , 01 |
| | 1 |

| | |
|-------|--|
| | 01 5,1 ,0 ,0 0,15 1 |
| i | 10 ,10 ,00 0,01 ,0 0,00 ,01 1, 05 1,0 01,01 ,0 1 ,0 |
| i | 1 ,1 |
| a a i | 151 ,00 ,051 ,1 ,0 ,1 1 ,1 , 0 0 ,1 ,15 |
| | 01 5 |
| i | 1 0 |
| 11 | 11 ,1 ,01 ,0 1,1 ,11 0 |
| i | 10 ,00 0,05 1,1 ,001 ,0 ,0150, 0 0 |
| a i | 150 |
| i | 01 ,1 |
| a | 1 5 |
| a a | 00 |
| a i a | 1 |
| | 10 ,1 0 ,1 5 ,005 ,0 0,0 ,05 1, 115 ,1511,00 0,05 0,10 ,1 0 |
| a i i | 01 ,01 5,01 1 |
| | 1 |
| i | 1 ,1 |
| a a | 151 |
| a | 1500,1 5 |
| a i | 01 ,0 ,01 |
| a | 0 1 ,1 ,1 51,0 01 |
| | 01 ,0 |
| a | 1 ,01 |
| a a | 155 ,1 |
| | 00 ,10 ,050 ,1 5 ,0 1,1 |
| i i | 1 |
| i | 1 ,15 ,1 |
| | 105 ,1 1,1 5 ,1 5 ,015 ,10 ,1 , 1 ,1 5 ,0 ,1 5 ,1 5 ,01 ,1 0 , 155 |
| i | 0 0 |
| i | 10 |
| i | 1 1 ,105 ,0 1 ,0 1 |
| a | 0 ,1 0,01 ,1 ,10 ,15 |
| i | 1 0 ,151 ,00 ,0 0 ,051 ,0 0 |
| | 11 |
| i a | 00 0,01 5 |
| | 1 0 |
| i | 00 |
| a | 015 ,01 ,00 0,005 ,001 |
| | 1 0 |
| a a a | 01 ,1 1,11 ,01 ,1 5 |
| | 01 5 |
| i | 1 ,0 5 ,1 |

**Setup Codes for Miscellaneous Audio
Códigos de Configuración para Componentes Variados
de Audio)**

| | |
|-----------------------------------|---------------|
| 1 ^a | 0010,015 ,0 0 |
| 1 ^a 1 | 1 5 |
| 1 ^a 1 | 15 0 |
| 1 | 005 |
| | 1 1 |
| | 05 0,0 5 |
| | 00 |
| 1 ^a 1 ^a | 1 1 |
| 1 ^a | 1 |
| 1 1 | 1 05 |
| 1 1 1 ^a 1 ^a | 0 0 |
| | 0010,015 ,05 |
| 1 ^a | 0 5 |

**Setup Codes for Cable Boxes/Converters
Códigos de Configuración para Cajas/Convertidores
de Cable**

| | |
|---------------------------------|--------------------------|
| | 000 ,000 ,001 ,001 |
| 1 ^a | 0 |
| | 001 |
| | 0 |
| 1 ^a 1 ^a | 0 |
| 1 ^a 1 ^a | 0 |
| 1 ^a | 1 |
| 1 ^a | 0 |
| 1 1 | 0 |
| 1 | 0 |
| | 0 |
| 1 ^a | 0 ,0 10,0 ,000 |
| 1 ^a | 01 |
| 1 ^a 1 | 000 ,0 |
| | 0 ,0 10,0 ,000 ,001 ,001 |
| 1 ^a | 0 05 |
| | 0000 |
| 1 ^a | 0 ,0 10,0 ,1 5 ,110 ,1 |
| 1 1 1 1 | 001 |
| 1 ^a | 1 ,0 |
| 1 ^a 1 ^a 1 | 0000,010 |
| 1 ^a | 0 |
| 1 ^a 1 ^a | 0000 |
| 1 1 | 0 05,0 1 |
| 1 | 1 ,0 ,01 ,05 |
| 1 ^a | 0000 |
| 1 ^a 1 ^a | 0000 |
| 1 ^a 1 ^a | 0 |

| | | | |
|----|----|---------|------|
| . | a | 0 | ,0 |
| . | . | 0000 | |
| a | . | 01 | |
| 1 | 11 | a | a |
| | | 1 | ,0 |
| | | | ,0 |
| | | | ,000 |
| | | | ,001 |
| | | 100 | |
| a | . | 000 | |
| . | a | 0 | |
| . | a | 0 | |
| 1 | a | 1 | |
| | | 001 | |
| | | 000 | |
| | 1 | a | 0000 |
| 1 | a | 0 | |
| | | 0 | |
| 1 | a | 0 | |
| 11 | | 0 | |
| | 1 | 0 | |
| 1 | | 0000,05 | 5,0 |

Setup Codes for DVD Players Códigos de Configuración para Reproductores DVD

| | | | |
|---|----|------|----------|
| | | 10 | |
| | | 101 | |
| 1 | a | 0 | 1,1 |
| a | 1 | 0 | ,0 |
| | | 0 | 0,1 |
| | | 0 | 5,10 |
| | | 0 | |
| | 1 | a | 01 |
| | | | ,001 |
| | | 0 | ,01 |
| | | | ,001 |
| a | . | 1 | 1 |
| | 1 | 1 | a |
| | | 0 | ,0 |
| | | | 1,0 |
| | | | 0,105 |
| | | | ,1 |
| | | | 15,0 |
| | | | 55,0 |
| | | | ,10 |
| | | | 0,1100,0 |
| | | | ,100 |
| | | | ,10 |
| | | | 1,1 |
| | | | ,0 |
| 1 | 1 | 0 | |
| 1 | | 10 | 1,11 |
| | | 1,10 | ,10 |
| 1 | | 10 | ,10 |
| | | 1 | |
| | | 0 | 55,0 |
| a | . | 0 | 1 |
| . | a | a | 05 |
| | | 1 | |
| | | 0 | ,0 |
| a | 1 | a | 0 |
| 1 | a | 1 | a |
| a | 1 | | 1 |
| | | 105 | |
| 1 | 11 | 0 | ,0 |
| a | 1 | 1 | 1 |
| | | 10 | ,0 |
| | | | ,1 |
| | | | ,110 |
| 1 | 1 | 00 | |
| 1 | a | 10 | |
| | | 10 | ,10 |
| | | | ,0 |
| | | | 1,111 |
| a | | 0 | ,1 |
| | | | 1,0 |
| | | | 05,0 |
| | | | ,0 |

| | |
|---------------------------------|--------------------------------------|
| \bar{a} | 0 |
| | 0 0,0 |
| $\bar{1}$ | 0 5 |
| \bar{a} | 10 ,10 5 |
| 000 | 05 1 |
| | 05 1,0 5,0 1 |
| $\bar{1}$ | 05 1 |
| $\bar{1}$ | 0 0,1 1 |
| \bar{a} | 0 5 |
| \bar{a} \bar{a} | 10 ,10 |
| | 05 ,0 15,0 1 |
| $\bar{1}$ | 0 ,10 ,1 0,0 ,10 ,0 15,0 , 10 5,0 |
| $\bar{1}$ $\bar{1}$ | 10 1,10 |
| | 0 ,0 |
| \bar{a} $\bar{1}$ | 0 0 |
| $\bar{1}$ | 0 1 |
| $\bar{1}$ | 05 |
| \bar{a} \bar{a} / \bar{a} | 0 0 ,05 |
| $\bar{1}$ \bar{a} $\bar{1}$ | 05 ,0 ,1 1 |
| $\bar{1}$ | 0 |
| $\bar{1}$ \bar{a} | 0 1 ,1 1 |
| \bar{a} | 0 ,1 |
| \bar{a} | 00 |
| \bar{a} | 10 |
| | 0 0 ,1 |
| | 101 |
| | 055 ,0 ,1 01,0 ,1 0 |
| $\bar{1}$ | 1051,10 |
| | 0 0,05 ,0 ,0 |
| | 0 1 ,1 ,10 0 |
| \bar{a} | 0 0,0 1 ,0 11,0 1 |
| | 0 51 |
| \bar{a} | 0 |
| \bar{a} $\bar{1}$ | 0 |
| | 15 |
| | 1 |
| | 0 01 |
| $\bar{1}$ $\bar{1}$ $\bar{1}$ | 1 0 |
| $\bar{1}$ - | 105 |
| | 0511 |
| \bar{a} \bar{a} | 050 ,1 1 ,0 1,0 5,1 |
| \bar{a} \bar{a} \bar{a} | 0 |
| \bar{a} \bar{a} | 05 |
| | 15 |
| | 0 5 |
| $\bar{1}$ | 05 |
| $\bar{1}$ | 0 ,0 1 |

| | |
|---------------------------------|---|
| 1 . 1 1 | 15 1,05 1 |
| 1 . | 10 |
| | 05 1,0 |
| | 0 5 |
| 1 ^a | 0 1 |
| 1 ^a | 0 |
| | 100 , 110 , 0 , 1 |
| 1 ^a | 1 |
| | 050 , 0 , 1 5, 1 , 0 |
| 1 | 0 51, 1 0 |
| 1 ^a 1 ^a 1 | 0 0, 1 0, 1 0 , 1 5, 01 , 1 , 1 0 , 1 10, 1 0, 1 , 1 , 1 0 , 1 , 0 |
| 1 | 000 |
| 11 | 050 , 05 , 0 , 1 1 , 0 5, 0 5 |
| 1 ^a 1 | 10 |
| 1 | 05 5, 05 1, 0 , 1 0 |
| 1 ^a 1 | 10 , 10 1, 1 |
| . 1 | 05 |
| 1 ^a | 0 0 |
| 1 1 ^a | 101 |
| 1 | 0 |
| | 0 |
| 1 ^a | 05 |
| 1 1 | 0 |
| 1 ^a | 0 51 |
| | 05 , 05 1, 0 1 , 10 , 1 , 0 , 1 5, 1 1 |
| | 1 |
| 1 | 0 |
| | 0 |
| 1 ^a | 0 |
| 1 ^a 1 ^a | 1 |
| 1 ^a | 0 , 0 5 |
| 1 ^a . . | 0 0, 05 , 0 0, 1 , 10 5, 0 , 1 |
| 1 ^a . 1 | 0 5 |
| 1 ^a | 0 0, 1 , 0 , 0 5 |
| 1 ^a | 0 0, 0 5 |
| 1 ^a 1 ^a | 111 , 1 5 |
| | 10 , 0 0, 0 , 10 |
| 1 1 | 05 , 0 , 1 1 |
| 1 1 ^a 1 | 0 |
| 1 . | 0 , 1 0, 10 |
| | 05 , 15 , 0 , 1 1, 1 , 10 , 1 0 , 0 0, 1 0 |
| 1 ^a | 11 |
| . . 1 ^a | 10 |
| . . 1 ^a | 0 1 |
| | 1105, 0 0 |

Setup Codes for PVRs

| | |
|---------------------------------|--------------|
| 1 | 1 |
| 1 ^a | 1 |
| 1 | 1 |
| 1 | 1 |
| 1 . 1 ^a | 1 |
| 1 ^a | 1 |
| 1 ^a 1 ^a 1 | 0 1 |
| 1 1 | 0 , 0 1 |
| 1 ^a | 1 5 |
| | 0 0, 1 5 , 1 |
| 1 ^a | 0 1 , 0 1 |
| 1 | 0 1 , 0 1 |
| | 1 , 0 |
| 1 ^a | 1 |
| 1 ^a 1 ^a | 1 |
| 1 ^a 1 ^a | 1 |
| 1 | 0 1 , 0 , 0 |
| 1 1 ^a | 1 |
| | 1 |
| 1 1 ^a | 1 |
| 1 1 | 1 |
| | 1 |
| | 1 |

Setup Codes for Satellite Receivers
Códigos de Configuración para Receptores de Satélite

| | |
|--|--|
| 1 ^a 1 ^a | 0 |
| 1 ^a 1 ^a | 0 1 |
| 1 ^a 1 ^a 1 ^a | 0 1 , 0 0 , 005 |
| 1 1 1 ^a | 110 |
| 1 | 0 , 05 , 0 , 1 , 11 , 0 , 0 , 1 , 0 , 0 1 , 1 5 , 10 , 110 , 00 , 1 , 1 , 1 , 1 0, 1 |
| 1 | 1005,0 5, 1 5, 1505, 11 0 |
| 1 | 1005,0 5, 1 5, 1505 |
| 1 ^a | 1005,0 5,0 0, 11 0,0 , 1 5,015 , 1505 |
| | 0 5, 1 5 |
| | 05 |
| 1 ^a | 0 |
| | 0 5, 1 5 |
| 1 ^a 1 ^a | 1 |
| 1 ^a 1 ^a | 0 1 , 1 50 |
| | 0 |
| | 0 5, 1 5 |
| | 0 , 1 , 1 |
| | 11 , 0 , 1 , 1 , 1 , 1 |
| | 0 10 |
| 1 | 0 10 |

| | |
|-------|----------------|
| a i | 015 |
| | 0 5, 1 5, 11 0 |
| | 0 |
| | 0 |
| | 1 |
| a a | 0 ,0 |
| | 0 ,0 |
| i i i | 0 |
| a | 0 |
| | 1 0 |
| | 0 |
| a a i | 0 ,0 01, 015 |

Setup Codes for TVs
 Códigos de Configuración para Televisores

| | |
|-------|--|
| | 0 51 |
| a | 01 0 |
| a a a | 0055 |
| | 00 0,001 ,01 5,000 ,005 |
| 1 a | 0 ,0 5,0 ,0 ,1 |
| | 000 |
| 1 | 0 51,01 0,000 ,0 5,1 5 ,0 0 ,1 51, 00 ,0 ,1 |
| a | 01 1 |
| 1 | 1 |
| | 001 |
| | 015 ,001 |
| a | 01 0 |
| | 001 |
| 1 | 0 ,0 ,000 ,1 05,1 5,1 ,1 11, 1 |
| a | 00 0,005 ,00 ,01 |
| a a a | 00 0 |
| a | 005 |
| | 0 1 |
| 1 | 0000 |
| a | 0 5 |
| a | 0 5 |
| 11 | 00 0,00 0,1 ,00 ,0 0,005 ,01 , 00 ,00 |
| a | 01 5 |
| a a | 01 0 |
| | 1 0 |
| a a 1 | 00 ,1 |
| | 005 |
| | 01 0,015 ,01 5 |
| a | 01 0 |
| | 005 |
| | 01 0,00 |
| 1 a | 00 ,005 ,015 ,0 51,00 ,00 0,0 0 , 00 0,01 5,01 ,001 ,1 1 ,0 ,1 , 00 ,005 ,11 |
| | 01 0 |
| a | 0 51,1 1,00 ,0 ,1 ,00 ,0 , 1 0 ,001 |
| | 11 ,1 5 |
| a | 001 |
| | 01 5,0511 |
| a | 0 |
| | 001 ,001 |
| a a | 0 ,01 0,01 ,01 1,000 |
| 1 | 0 ,0 0 |
| a | 0000,01 5 |
| a | 1 55 |

| | |
|--------------------------------|---|
| | 0 1 |
| \sqrt{a} | 001, 1 1 |
| | 015, 0 ,0 ,01 0,01 ,01 1,1 0 , 00 ,1 ,01 5,0 ,1 05,001 ,1 , 0 0,0 ,1 11,00 ,1 ,01 ,01 |
| 1 1 | 00 0,0 1 |
| | 0 0,0 |
| | 01 1,0 1 |
| 1 | 015 ,015 |
| . 1 . | 0 0 ,0 ,01 ,0 5 |
| $\sqrt[3]{a}$ | 01 0,01 1,01 ,1 0 |
| . . | 01 0 |
| $\sqrt{a} \sqrt{a}$ | 1 5 ,1 55 |
| | 00 ,0051,0 51,01 ,1 ,0055,0 , 1 ,1 1 ,00 1,11 ,1 0 ,1 ,01 5, 1 1 ,00 |
| 1 \sqrt{a} | 001 ,00 0,001 |
| \sqrt{a} | 00 0,01 ,001 ,0001,00 ,1 |
| \sqrt{a} | 0 0 |
| . | 01 0,01 |
| . 1 | 0 |
| $\sqrt[3]{a}$ | 0 |
| $\sqrt{a} \sqrt{a}$ | 01 |
| $\sqrt{a} \sqrt[3]{a}$ | 1 0 ,01 |
| $\sqrt{a} \sqrt{a} / \sqrt{a}$ | 005 |
| $\sqrt{a} \sqrt{a}$ | 01 0 |
| \sqrt{a} | 00 |
| 1 | 0 5 |
| 1 | 0 51 |
| 1 1 . | 01 0,0 |
| 1 | 0 |
| 1 \sqrt{a} 1 | 11 5,01 5,001 ,005 ,00 ,0151,00 , 1 0 |
| . $\sqrt[3]{a}$ | 0 |
| 1 1 | 005 |
| | 001 |
| \sqrt{a} 1 | 00 |
| | 005 |
| | 0000 |
| | 0 1,0 1 ,0 15,1 |
| | 005 ,1 5 ,1 |
| $\sqrt{a} \sqrt[3]{a}$ 1 | 005 |
| | 01 0 |
| | 00 0,001 |
| | 0 5,0 |
| | 00 ,00 |
| \sqrt{a} | 0 ,0 0 ,1 0,0 ,1 ,0 ,0 0 |
| | 01 0,00 0,0 0,00 ,0 1 ,01 5 |
| | 11 ,0 5 ,0 |

| | |
|---------------------------------|---|
| | 1 0 |
| | 01 |
| . 1 | 001 |
| . ^a | 005 |
| | 00 ,005 ,015 ,015 ,01 |
| ^a ^a 1 | 1 1 ,1 |
| ^a ^a | 005 ,00 0,1 5 ,0 0 ,01 ,0 ,1 1, 00 ,00 ,01 ,1 5 ,1 1 ,00 0,01 , 1 0 ,1 |
| ^a 1 | 1 0 |
| ^a 1 | 001 |
| ^a ^a | 005 ,00 0,0 5 ,0 0 ,115 ,0 55 |
| ^a . 1 ^a | 0 50,0 50 |
| ^a | 1 55 |
| . ^a | 0 00 |
| . ^a | 01 ,01 5,000 |
| | 01 5 |
| | 015 ,0 ,0150,01 ,1 11,1 ,1 , 01 ,1 0,1 ,001 |
| | 0150,00 0,01 ,1 0 ,001 |
| 1 ^a | 00 ,001 ,0051,00 ,01 5,00 |
| 1 . | 00 1 |
| 1 . 1 1 | 00 ,0150,1 50,01 ,0 ,0 ,1 1 , 001 |
| 1 1 1 | 0 00,0 |
| ^a | 00 ,0055 |
| | 00 0,00 0,005 ,01 5,001 |
| . 1 | 01 0,0 1 |
| | 015 ,01 ,0 |
| | 00 0,005 ,1 0 ,001 ,0 |
| | 1 55 |
| 1 | 00 0,01 ,00 |
| | 0 ,0 |
| 1 | 001 |
| | 00 |
| ^a | 01 0 |
| 1 . | 015 ,0 50,01 ,1 ,1 1 ,0 50,1 |
| 1 ^a | 00 ,01 5 |
| 1 | 0 ,0 ,1 05,1 ,1 11,01 |
| ^a ^a 1 | 0 50,0051,0 50,1 ,1 ,1 1 ,1 1, 0055,1 10,1 ,1 |
| | 00 ,015 ,0051,00 0,00 0,01 ,001 , 01 5,1 ,001 ,1 ,00 ,00 ,000 , 1 1 ,00 1,00 ,1 0 |
| 1 | 005 ,00 0,001 ,00 0,00 |
| 1 1 | 005 ,1 5 ,0 0,115 |
| 1 | 00 0,001 ,00 |
| 1 | 01 ,00 ,0 ,0 |
| ^a 1 | 0 5,0 5 |

| | |
|-------|-----------------------------------|
| a | 001,00,00 |
| i a | 0 1,0 1,0 15,0 ,1 |
| i | 0 1,0 00 |
| i | 0051 |
| a | 00 ,1 ,1 ,1 |
| | 01 ,005 ,000 ,0 |
| a | 001,001 |
| a a | 0 50,0051,0055,0 50,1 ,01 5,1 1 |
| a i a | 00 ,015 ,01 0,00 0,01 ,01 5,1 0 , |
| | 001,00 ,00 ,005 ,1 0 |
| | 00 ,1 ,11 ,1 1,001 ,1 ,00 0, |
| | 10 ,1 ,1 0 ,001 ,1 ,1 5,0 , |
| | 1 ,15 ,1 1,00 ,1 5,01 5 |
| a i i | 015 ,01 0,00 0,01 ,005 ,001 ,00 , |
| | 01 5,00 |
| a | 01 5 |
| | 001,00 0,0 0 ,0 |
| a | 00 0,00 ,00 ,1 55,005 |
| a | 00 0,0 1 ,0 0 ,00 0,01 ,0 ,10 0, |
| | 001,005 ,0 1,00 ,1 0 |
| a | 00 |
| a i | 0 ,1 ,1 11,1 0 |
| a | 015 ,00 ,015 ,1 0 ,01 ,0 |
| i i | 001 |
| | 01 |
| | 0 ,01 0,01 ,001 ,01 |
| a | 00 ,005 ,015 ,015 ,01 ,01 1,01 , |
| | 015 ,01 ,005 ,1 ,1 0 |
| a | 00 ,0 ,00 ,01 5,0 ,1 1 ,015 , |
| | 0 1,0 51,0 |
| a a | 1 50 |
| i a | 00 |
| | 001 |
| i a | 001 |
| i | 01 ,01 |
| | 0 1 |
| | 1100,0000,0 ,1 5,0111,1 0 ,00 0 |
| i | 01 0,01 ,01 ,01 |
| a | 1 5 |
| i | 000 |
| a i | 01 1 |
| | 01 0,001 |
| a i | 01 0 |
| i i | 0 |
| a | 0 |
| a | 00 |
| | 0000 |
| | 0 ,0 0,05 ,0 5,0 ,0 ,0 1 |

a 1 01 0,01 1, 1 1 , 1 0
00

Setup Codes for VCRs
Códigos de Configuración para Videograbadoras

| | |
|----------------|-----------------------------|
| a ₁ | 00 1,010 ,00 1,01 5 |
| i a | 1 |
| i a i | 0 |
| i a i | 00 5 |
| a | 0 0 |
| i | 00 ,0 |
| a a | 0 0 |
| | 010 |
| i | 01 ,01 1,0 0 ,000 ,1 ,0 |
| a ₁ | 00 |
| a | 00 5 |
| a a | 00 0 |
| a | 00 1 |
| | 00 ,0 |
| 11 | 00 ,0 ,1 |
| | 00 |
| a ₁ | 00 ,00 ,0 0,00 ,0 1 |
| i a | 00 0,00 5,01 ,00 1,0 0,10 5 |
| | 0 0 |

| | |
|-------------|--|
| a_i | 0000 |
| a_i | 0000 |
| a_i / a_i | 00 1,00 |
| a_i | 00 |
| a_i | 1 |
| a_i | 00 |
| a_i | 1 |
| a_i | 00 |
| a_i | 0000,00 ,00 1,00 ,0105 |
| a_i | 1 |
| a_i | 1 |
| a_i | 1 |
| a_i | 00 ,0 ,1 |
| a_i | 0 |
| a_i | 1 |
| a_i | 1 51 |
| a_i | 1 |
| a_i | 00 1 |
| a_i | 00 ,00 1,1 5,000 ,1 |
| a_i | 00 ,0 |
| a_i | 00 ,00 1,00 |
| a_i | 00 |
| a_i | 00 5,00 |
| a_i | 010 |
| a_i | 1 |
| a_i | 0000,0 0 |
| a_i | 00 |
| a_i | 00 |
| a_i | 1 ,05 |
| a_i | 00 5,00 ,00 1,0000,01 ,1 1,05 ,05 |
| a_i | 0 0 |
| a_i | 00 5,00 1 |
| a_i | 00 |
| a_i | 00 5,01 ,11 |
| a_i | 1 |
| a_i | 00 5 |
| a_i | 00 5,01 ,00 ,00 ,00 ,00 ,0 0,0000,010 ,0 0 ,10 ,1 ,0 ,1 ,0 0 ,00 ,11 |
| a_i | 0 0,00 ,00 1 |
| a_i | 0 0 |
| a_i | 1 |
| a_i | 1 |
| a_i | 00 ,0105 |
| a_i | 00 ,00 ,00 1,0 0 |
| a_i | 00 5,00 |
| a_i | 0 0,0000 |

| | |
|---------------------------------|--------------------------------|
| . 1 | 0000,00 |
| | 010 ,00 ,00 1,00 |
| 1 | 00 |
| 1 . 1 ^a | 1 |
| | 0 0 |
| . 1 ^a | 1 |
| | 00 5 |
| | 0 |
| 1 . | 10 ,01 ,00 ,00 ,010 ,0 ,10 , |
| | 1 ,05 ,11 |
| 1 | 01 ,0 0 ,000 ,1 ,0 |
| 1 ^a 1 ^a | 1 50 |
| 1 ^a 1 ^a 1 | 10 ,00 5,01 ,10 5,1 ,0 1 ,11 , |
| | 0 5 |
| 1 ^a 1 ^a | 1 50 |
| | 00 5,00 ,0 0,00 ,00 ,10 5,1 |
| 1 ^a | 00 ,0105 |
| 1 | 00 5,0 |
| 11 | 00 5,00 1,0 ,1 ,0 1 ,11 1,10 1 |
| 1 | 00 |
| 1 | 00 |
| . 1 | 00 1 |

| | |
|-------|-------------------------------------|
| .. | 0 0 |
| i . | 00 |
| i . | 0 1 , 0 1 |
| | 00 5,00 , 00 , 0000, 1 , 10 , 1 5 , |
| | 0 , 1 5 , 1 |
| a | 1 |
| | 00 |
| a i a | 00 5,00 1,0000,00 ,05 , 1 1, 15 |
| | 0000, 15 , 05 |
| a | 1 |
| a a | 1 |
| a | 00 1 |
| a | 0000,00 1 |
| i | 00 5,01 |
| i a | 00 5,00 , 0000 |

Setup Codes for Video Accessories
Códigos de Configuración para Accesorios de Vídeo

| | |
|---------------------------------|-----------|
| . | 1 |
| 1 | 1 |
| 1 | 1 |
| 1 ^a | 1 |
| | 1 0 |
| 1 | 1 5 |
| 1 ^a 1 ^a | 1 |
| 1 ^a | 1 |
| 1 | 1 |
| 1 | 1 |
| 1 ^a | 1 |
| | 1 |
| 1 1 ^a | 1 |
| 1 ^a | 1 |
| 1 ^a 1 ^a 1 | 11 0 |
| 1 1 ^a | 1 |
| 1 | 1010 |
| 1 | 011 , 0 5 |
| 1 1 ^a 1 1 | 1 |
| 1 ^a | 11 0, 1 0 |
| 1 | 11 |
| 1 ^a | 1010 |
| | 1 , 1 , 1 |
| 1 ^a | 1 |
| 1 ^a 1 ^a | 1 0 |
| 1 ^a | 1 |
| 1 ^a 1 ^a | 1 |
| 1 1 ^a | 1 |
| . | 1 |
| 1 1 | 1 , 1 |
| 1 1 | 11 |
| | 1 |
| . | 1 |

